




[www.nhmrc.gov.au](http://www.nhmrc.gov.au)



events, preschool activities, rural post offices, and health services.

with dementia can have a significant impact on an individual's confidence






It is often difficult to know if a person with cognitive problems or living with dementia are open to the community, it is even more difficult to estimate who will be elderly, are living with dementia, have learning difficulties or who are socially

or partners but they can also be a friend or a paid carer. Recent figures show that people with dementia often experience difficulties that the person living with dementia is experiencing including memory loss, changes in personality and behavior, and a loss of interest in activities. They are an invaluable source of information about an individual's likes and dislikes and

They may therefore need to find a space inside or outside the hall where

They may therefore need to find a space inside or outside the hall where they can meet and talk to other people who are also living with dementia. This can be a very helpful way of sharing experiences and getting advice. It can also be a good way of making new friends and staying active. There are many ways of doing this, from joining a support group to taking part in a community activity. It is important to find a space that is right for you and your needs.




in supporting people with dementia to find their way around and be



People living with dementia may find it difficult to see things if they are the  
floors could look wet and slippery, and shadows can be misinterpreted as  
a change in floor level. For people living with dementia it is particularly  
important to provide orientation and wayfinding cues as impairments in

and they may have difficulty in coping with glare or shiny surfaces, which can look wet. Matt surface finishes are better for them. People living with dementia may interpret shadows or dark areas on the floor as holes and try to step over them. They may also find reflections from mirrors or shiny surfaces, including TV






on doors, not beside them , to avoid confusion and at a height of 1.2m above floor  
wayfinding but should have contrasting frames to the artwork and the wall so







